

AZ State online payments

Step 1:

Click on link and select the payment type and filing status as below and continue

<https://www.aztaxes.gov/Home/PaymentIndividual/>

Make an Individual Income Payment

Payment Type options include:

- 140ES - Individual Income Estimated Payments
- 140V - Payment Voucher for E-Filed Returns
- 204 - Individual Income Extension Payments
- Liability - Payment for Unpaid Individual Income Tax

Fields marked with * are required.

Payment Type: *
140V
Filing Status: *
Married Filing Joint

Continue

Step 2:- Enter all the details and click on continue

Make an Individual Income Payment

Fields marked with * are required.

Tax Year *		
2018		
Primary Taxpayer		
SSN *		
640-64-6141		
First Name *	Middle Initial	Last Name *
Bhanu	c	chary
Secondary Taxpayer		
SSN *		
469-95-1332		
First Name *	Middle Initial	Last Name *
kj o	d	hdaj hk
Address 1 *	Address 2	Address 3
528 pkwy rd		
City *	State *	Zip *
plano	ARIZONA	85001
Email *	Phone	
Chary@aotax.com		

Previous

Continue

AZ State online payments

Step 3:- Select payment method and enter balance due amount and continue

Make an Individual Income Payment

E-Check: Payments made on AZTaxes must be completed before 5:00pm Mountain Standard Time (MST) the Arizona date is the date the money is debited from your bank account and credited to the Department of Revenue account. Payments in United States currency.

Credit Cards: Payments made on AZTaxes must be completed before 5:00pm Mountain Standard Time (MST) and will be paid with a credit card.

Holidays or Weekends

When the due date falls on a weekend or Arizona holiday, the payment will be due the next Arizona business day.

Fields marked with * are required.

Payment Method *

CreditCard ▼

Amount * (\$)

254

[Previous](#) [Continue](#)

Step 4:- Check on terms & conditions and click on continue

Individual Credit Card Payment

You are about to leave AZTaxes.gov and be directed to our credit card payment site to access their account information.

2.35% convenience fee, minimum of \$1.50, to make a tax payment with a credit card.

\$3.50 convenience fee to make a tax payment with a debit card.



Note: To determine if you have a Visa Corporate debit card or a Visa Consumer brand card.

I accept the above conditions.

[Previous](#) [Continue](#)

Step 5:- Review the details and complete the payment process

AZ State online payments



Step 1: Select Payments Step 2: Review and Submit Step 3: Confirmation and Receipt

Step 1: Select Payments

Please complete the form below. When finished, click the Continue button and you will be asked to review the information for accuracy before your payment is processed.
Note: * indicates a required field.





My Bills

Description
+ Taxes payment of \$252.00 on AZTaxes Confirmation Number 1000027531377

Cardholder Information

First Name: * Last Name: *
Address Line 1: * Address Line 2:
City: * State: * Zip Code: *

Payment Information

Payment Method: *
 Credit Card *
Card Number: *    
Expiration Date: * (in mm/yy format)
CVV: * Where is this number?