

CA State

<https://www.officialpayments.com/index.jsp>

Step 1:- Click on the link <https://www.officialpayments.com/index.jsp>

and select state payments and select the below options to make payment

Make A Payment

.....> [Select Service](#) > Enter Amount > Accept Terms > Provide Details > Confirm Details > Digital Receipt

Please select the State, Payment Entity and Payment Type from the menus below, or enter your Jurisdiction Code from your bill or statement. Click "Make A Payment" button to continue with the payment process, or click "Schedule Future Payments" to access the AutoPay feature.

- A convenience fee may be charged for the use of this service and will be automatically calculated, if applicable.
- To determine the amount of the convenience fee in advance, please visit our [Fee Calculator](#).
- Do not use your browser's "Back" button. Instead, navigate using the buttons below.

Enter your Jurisdiction Code: OR

State or Territory:

Payment Entity:

Payment Type:

Step 2:- Enter the amount of balance due and select the type of payment Credit option and click on continue



Home [Payment Center](#) [Help](#) [Official Extras](#) [En Español](#)

My Account
Log In (Optional)
Log in for expedited access to our enhanced payment services.
E-mail Address:
Password:

[Sign Up / Forgot Password?](#)

[Pay Now](#)
[View History](#)
[Schedule Payments](#)
[Verify Payments](#)
[Schedule Reminders](#)
[My Account Dashboard](#)
[E-Wallet](#)
[My Bills](#)

Make A Payment
.....> [Select Service](#) > [Enter Amount](#) > [Accept Terms](#) > [Provide Details](#) > [Confirm Details](#) > [Digital Receipt](#)

California Franchise Tax Board - Personal Income Taxes
Personal Income Tax Return - Filing Jointly

Enter your Payment Amount, including any penalties or interest, select Payment Option, then click "Continue" to proceed with the payment process.

- Your convenience fee will be calculated and presented on the next page, if applicable.
- Do not use your browser's "Back" button. Instead, navigate using the buttons below.

*Payment Amount \$.

Payment Options:
 Credit Card

Step 3:- Accept the terms and conditions

Make A Payment

.....> Select Service > Enter Amount > **Accept Terms** > Provide Details > Confirm Details > Digital Receipt



California Franchise Tax Board - Personal Income Taxes

Personal Income Tax Return - Filing Jointly

This payment service is offered by Official Payments Corporation as authorized by the entity to which you are making a payment. Please confirm your payment amount, convenience fee and total (if applicable). Review the Terms and Conditions below and "Accept" to proceed with your payment. Click "Back" button to change any of the information fields. Click "Decline" button to the beginning of the payment process.

- Do not use your browser's "Back" button. Instead, navigate using the buttons below.

Payment Type:	Personal Income Tax Return - Filing Jointly
Payment Amount:	\$1,652.00
Service Fee:	\$38.00
Total Payment:	\$1,690.00

Official Payments Terms and Conditions:

Official Payments Corporation charges a service fee to use this service to make the payment outlined above. This fee is separate from the primary obligation you are paying. The service fee is included in the "Total Payment" line above.

Completion of a payment transaction is contingent upon both the authorization of payment by your card company and acceptance of your payment by the entity you are paying. In the event that your payment is unable to be processed, Official Payments will attempt to notify you at least once using the contact information you have provided. In the event your payment is not processed or authorized by your card company or the applicable entity you are seeking to pay fails to accept your payment your payment liability shall remain outstanding and unpaid and you will be subject to all applicable penalties, late fees and interest charges assessed by the relevant entity thereon, all of which obligations remain your sole responsibility.

Card Authorization Agreement

Printer Friendly

[Back](#) [Decline](#) [Accept](#)

Step 4:- Click on continue on guest and make payment as seen below.

Make A Payment

.....> Select Type > Enter Amount > Accept Terms > **Provide Details** > Confirm Details > Digital Receipt

Yes, I have an account

Sign in for faster payments

E-mail Address:

Password:

[Submit](#)

[Forgot Password?](#)

No, I don't have an account

You can create an account for faster payments, immediate payment verification and automatic payments.

[Create an Account](#)

You do not need an account to make a payment.

[Continue as Guest](#)

Step 5:- Enter all the details and click on continue option to complete the payment process

IMPORTANT: **DO NOT** Use your browser's "Back" button. Instead, navigate using the buttons below.

Payer Information
Information for the person making the payment.)

*Country:

*First Name:

Middle Name:

*Last Name:

Suffix: (Jr., Sr., etc.):

*Street Address:

*Town/City:

*State:

*Zip Code:
(Use this field for APO, FPO, AA, AE or AP codes.)

*Daytime Phone: () -

*E-mail Address:
(Required for an e-mail confirmation and online verification.)

*Re-enter E-mail Address:

Save my information by creating a My Account profile.
 Check here to set up reminders for future payments after you complete the current payment.





*Tax Year:

*Social Security Number: - -

*Spouse Social Security Number: - -

Spouse Last Name (if different):

Payment Option
May differ from the person owing the tax, bill, or fee.)

*Card Type:    

*Card Number:

*Expiration Date: / (mm/yy)

Payment Information

Payment Type:	Personal Income Tax Return - Filing Jointly
Payment Amount:	\$1,652.00
Convenience Fee:	\$38.00
Total Payment:	\$1,690.00