

Dist. of Columbia







Step 1:

Go to the below link :

[https://mytax.dc.gov/ /](https://mytax.dc.gov/)

Step 2:

- Go the Quick payment - Select pay with credit/debit card

<ul style="list-style-type: none">> Validate a Certificate of Clean Hands> Learn More About Certificate of Clean Hands	<ul style="list-style-type: none">> View/Retrieve Current Year Tax Forms> View/Retrieve Prior Year Tax Forms> View MeF Information	<ul style="list-style-type: none">> View FAQs> View Tutorials> Contact OTR
 <p>Quick Payments I want to...</p> <ul style="list-style-type: none">> Pay with Credit/Debit Card	 <p>Resources I want to...</p> <ul style="list-style-type: none">> Go to OTR Homepage	 <p>Submissions I want to...</p> <ul style="list-style-type: none">> Retrieve a Saved Submission or Previously Filed Return> Submit Requested Documentation> Submit VDA
		

Step 3:

- Please fill all the details information

Credit Card Payment

Step 1 - Payment Details

Note: Credit/Debit card payments will incur an additional 2.5% service fee, charged by the processor. By using the ACH Debit (using your financial institution's routing and account number) payment option you will not incur a service fee.

Taxpayer Information

Customer Type

Individual

First Name *

Required

Last Name *

Required

Required

ID Type *

Required

ID *

Required

Billing Address

U.S. address is required for credit card payments

Street Address *

Required

City *

Required

State *

Required

Required

ZIP Code *

Required

Tax Account & Payment Amount

Account Type *

Required

Tax Account ID

Payment Type *

Required

Required

Tax Period End *

Required

Payment Amount *

Required

Estimated Service Fee (2.5%)

\$0.00

Estimated Total Payment

\$0.00

Review the information entered, you cannot make changes after clicking "Next"

Previous

Next

Step 4:

Tax account and payment amount

Select Account Type

- Individual Income Tax

Payment Type:

- Return Payment

Step 5:

- Click on submit and make payment

Credit Card Payment

Step 1 - Payment Details Step 2 - Submit Your Payment

Submit Your Payment

To finish submitting your payment, click the "Submit Payment" button below. Please disable any pop-up blockers.

You will be taken to the Kubra EZPay website to enter your credit / debit card details.

Please remember to verify that your Name, Tax Period End, and Payment Amount are correct.

[Submit Payment](#)

Powered by
KUBRA EZ-PAY™