

Ohio State Online Payment Steps **AOTAX** .COM

OH State: - <https://www.officialpayments.com/index.jsp>

Step 1:- Click on the above link and select state payments and select the below options to make payment

Make A Payment

Home > Select Service > Enter Amount > Accept Terms > Provide Details > Confirm Details > Digital Receipt

Please select the State, Payment Entity and Payment Type from the menus below, or enter your Jurisdiction Code from your bill or statement. Click "Make A Payment" button to continue with the payment process, or click "Schedule Future Payments" to access the autoPay feature.

- A convenience fee may be charged for the use of this service and will be automatically calculated, if applicable.
- To determine the amount of the convenience fee in advance, please visit our [Fee Calculator](#).
- Do not use your browser's "Back" button. Instead, navigate using the buttons below.

Enter your Jurisdiction Code: OR

State or Territory: Ohio
Payment Entity: Ohio Individual Taxes
Payment Type: Individual Income Tax Return (IT 40P)

Step 2:- Enter the amount of balance due and select the type of payment Credit option and click on continue

Make A Payment

Home > Select Service > Enter Amount > Accept Terms > Provide Details > Confirm Details > Digital Receipt



Ohio Individual Taxes

Individual Income Tax Return (IT 40P)

Enter your Payment Amount, including any penalties or interest, select Payment Option, then click "Continue" to proceed with the payment process.

- Your convenience fee will be calculated and presented on the next page, if applicable.
- Do not use your browser's "Back" button. Instead, navigate using the buttons below.

*Payment Amount \$.

Payment Options:

- Debit Card
 - Debit Card
 - Credit Card
- 

 **1-888-MY-AOTAX**  **703-991-0587**  **www.aotax.com**

Advantage One Tax Consulting (AOTAX), 20610 Quarterpath Trace Circle, Sterling, VA 20165

Step 3:- Accept the terms and conditions

Make A Payment
Home > Select Service > Enter Amount > **Accept Terms** > Provide Details > Confirm Details > Digital Receipt

Ohio Individual Taxes
Individual Income Tax Return (IT 40P)

This payment service is offered by Official Payments Corporation as authorized by the entity to which you are making a payment. Please confirm your payment amount, convenience fee and total (if applicable). Review the Terms and Conditions below. "Accept" to proceed with your payment. Click "Back" button to change any of the information fields. Click "Decline" button to the beginning of the payment process.

- Do not use your browser's "Back" button. Instead, navigate using the buttons below.

Payment Type:	Individual Income Tax Return (IT 40P)
Payment Amount:	\$22.00
Service Fee:	\$1.00
Total Payment:	\$23.00

Official Payments Terms and Conditions:

Official Payments Corporation charges a service fee to use this service to make the payment outlined above. This fee is separate from the primary obligation you are paying. The service fee is included in the "Total Payment" line above.

Completion of a payment transaction is contingent upon both the authorization of payment by your card company and acceptance of your payment by the entity you are paying. In the event that your payment is unable to be processed, Official Payments will attempt to notify you at least once using the contact information you have provided. In the event your payment is not processed or authorized by your card company or the applicable entity you are seeking to pay fails to accept your payment your payment liability shall remain outstanding and unpaid and you will be subject to all applicable penalties, late fees and interest charges assessed by the relevant entity thereon, all of which obligations remain your sole responsibility.

Card Authorization Agreement

Printer Friendly

[Back](#) [Decline](#) [Accept](#)

Step 4:- Create an account or continue as guest to make payment. Click on continue on guest and make payment as seen below.

Make A Payment
Home > Select Type > Enter Amount > Accept Terms > **Provide Details** > Confirm Details > Digital Receipt

Yes, I have an account
Sign in for faster payments

E-mail Address:

Password:

[Submit](#)

[Forgot Password?](#)

No, I don't have an account
You can create an account for faster payments. Immediate payment verification and automatic payments.

[Create an Account](#)

You do not need an account to make a payment.

[Continue as Guest](#)

Step 5:- Enter all the details and click on continue option to complete the payment process

Ohio Individual Taxes
Individual Income Tax Return (IT 40P)

To continue this payment, please fill out the form below.

- * Note that the [*] fields are required.
- * All information is kept confidential.
- * You will receive a printable digital receipt with a confirmation number and an email confirmation once your payment is authorized.
- * Do not use your browser's "Back" button. Instead, navigate using the buttons below.

Payer Information
(Information for the person making the payment.)

*Country:

*First Name:

Middle Name:

*Last Name:

Suffix (Jr., Sr. etc.):

*Street Address:

*Town/City:

*State:

*Zip Code:

(Use this field for APO, FPO, AA, AE or AP codes.)

*Daytime Phone: () -

*E-mail Address:

(Required for an e-mail confirmation and online verification.)

*Re-enter E-mail Address:

Save my information by creating a My Account profile.

Check here to set up reminders for future payments after you complete the current payment.

*Individual - Joint Filing: Individual Filing Joint Filing

*Primary Social Security Number: - -




First Three Characters Last Name - Primary Filer:

Secondary Social Security Number: - -

First Three Characters Last Name - Secondary Filer:

*Tax Year:

Payment Option
(May differ from the person owing the tax, bill, or fee.)

*Card Type:   

*Card Number:

*Expiration Date: / (mm/yy)

Payment Information

Payment Type:	Individual Income Tax Return (IT 40P)
Payment Amount:	\$22.00
Convenience Fee:	\$1.00
Total Payment:	\$23.00

Note: Select Filing Period for which Tax Year you are making the payment. If it is 2019 then please select 12/31/2019.