

## ARIZONA STATE DUE PAYMENT INSTRUCTIONS

➤ There are two options to pay Arizona due amount

1. Credit card
2. Bank account

### Below is the process to pay due amount by credit card

**Step 1:** Click on the below link

<https://www.aztaxes.gov/Home/PaymentIndividual/>

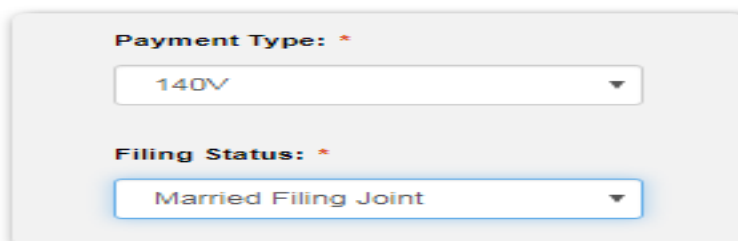
**Step 2:** select the payment type and filing status as per your tax return and continue

### **Make an Individual Income Payment**

**Payment Type options include:**

- 140ES - Individual Income Estimated Payments
- 140V - Payment Voucher for E-Filed Returns
- 204 - Individual Income Extension Payments
- Liability - Payment for Unpaid Individual Income Tax

Fields marked with \* are required.



The screenshot shows a form with two dropdown menus. The first dropdown is labeled "Payment Type: \*" and has "140V" selected. The second dropdown is labeled "Filing Status: \*" and has "Married Filing Joint" selected. The form is set against a light gray background.

**Continue**

### Step 3: Enter all the details and click on continue

Fields marked with \* are required.

|                           |                      |                      |
|---------------------------|----------------------|----------------------|
| Tax Year *                |                      |                      |
| 2023                      |                      |                      |
| <b>Primary Taxpayer</b>   |                      |                      |
| SSN *                     |                      |                      |
| <input type="text"/>      |                      |                      |
| First Name *              | Middle Initial       | Last Name *          |
| <input type="text"/>      | <input type="text"/> | <input type="text"/> |
| <b>Secondary Taxpayer</b> |                      |                      |
| SSN *                     |                      |                      |
| <input type="text"/>      |                      |                      |
| First Name *              | Middle Initial       | Last Name *          |
| <input type="text"/>      | <input type="text"/> | <input type="text"/> |
| Address 1 *               | Address 2            | Address 3            |
| <input type="text"/>      | <input type="text"/> | <input type="text"/> |
| City *                    | State *              | Zip *                |
| <input type="text"/>      | <input type="text"/> | <input type="text"/> |
| Email *                   | Phone                |                      |
| <input type="text"/>      | <input type="text"/> |                      |

[Previous](#) [Continue](#)

## Step 4: Select payment method – Credit card and enter balance due amount and continue

### Make an Individual or Small Business Income Payment

**E-Check:** Payments made on AZTaxes must be completed before 5:00pm Mountain Standard Time (MST) the Arizona business day prior to the due date, in order for your payment to settle the next business day. The settlement date is the date the money is debited from your bank account and credited to the Department of Revenue account. Payments cannot be made from a foreign bank account. You must remit payment in the form of a check payable in United States currency.

**Credit Cards:** Payments made on AZTaxes must be completed before 5:00pm Mountain Standard Time (MST) and will be credited to your Department of Revenue account the same day. All liabilities except license fees can be paid with a credit card.

**Holidays or Weekends**

When the due date falls on a weekend or Arizona holiday, the payment will be due the next Arizona business day.

Fields marked with \* are required.

Payment Method \*

CreditCard

Amount \* (\$)

01

Previous Continue

## Step 5: Check on terms & conditions and click on continue

### Individual Credit Card Payment

You are about to leave AZTaxes.gov and be directed to our credit card payment service to access their account information.

2.35% convenience fee, minimum of \$1.50, to make a tax payment with a credit card.



\$3.50 convenience fee to make a tax payment with a debit card.

Note: To determine if you have a Visa Corporate debit card or a Visa Consumer brand debit card, please visit [www.visa.com](#).

I accept the above conditions.

Previous Continue

## Step 6: Review the details and complete the payment process



Step 1: Select Payments    Step 2: Review and Submit    Step 3: Confirmation and Receipt

### Step 1: Select Payments

Please complete the form below. When finished, click the Continue button and you will be asked to review the information for accuracy before your payment is processed.  
Note: \* indicates a required field.

#### My Bills

| Description  |
|--|
| [+] Taxes payment of \$252.00 on AZTaxes Confirmation Number 1000027531377 |

#### Cardholder Information

First Name: \*  Last Name: \*

Address Line 1: \*  Address Line 2:

City: \*  State: \*  Zip Code: \*

plano    Arizona    85001

#### Payment Information

Payment Method: \*  
Credit Card ▼

Card Number: \*

Expiration Date: \* (in mm/yy format)

CVV: \*  Where is this number?

Cancel    Continue

**Below is the process to pay due amount by Bank Account**

**Step 1:** Click on the below link

<https://aztaxes.gov/Home/PaymentIndividual/>

**Step 2:** select the payment type and filing status as per your tax return and continue

-----

**Payment Type: \***

140V: Payment Voucher ▾

**Filing Status: \***

Married Filing Joint ▾

Continue

### Step 3: Enter all the details and click on continue

|                      |                      |                      |
|----------------------|----------------------|----------------------|
| Tax Year *           |                      |                      |
| 2023                 |                      |                      |
| Primary Taxpayer     |                      |                      |
| SSN *                |                      |                      |
| <input type="text"/> |                      |                      |
| First Name *         | Middle Initial       | Last Name *          |
| <input type="text"/> | <input type="text"/> | <input type="text"/> |
| Secondary Taxpayer   |                      |                      |
| SSN *                |                      |                      |
| <input type="text"/> |                      |                      |
| First Name *         | Middle Initial       | Last Name *          |
| <input type="text"/> | <input type="text"/> | <input type="text"/> |
| Address 1 *          | Address 2            | Address 3            |
| <input type="text"/> | <input type="text"/> | <input type="text"/> |
| City *               | State *              | Zip *                |
| <input type="text"/> | <input type="text"/> | <input type="text"/> |
| Email *              | Phone                |                      |
| <input type="text"/> | <input type="text"/> |                      |

Previous **Continue**

### Step 4: Select options as below and enter balance due amount then click on continue

Fields marked with \* are required.

|   |
|---|
| Payment Method *  |
| ECheck  |
| Amount * (\$)   |
| <input type="text" value="1"/>  |
| Settlement Date *   |
| 12/31/2023  |
| Will this payment originate from a bank account outside the United States banking system? |
| <input type="radio"/> Yes <input checked="" type="radio"/> No                             |

\* If you have an Automated Clearing House (ACH) debit block on your bank account, you must inform your bank of the Arizona Department of Revenue's Company ID number to avoid rejection of your payment. The Department's Company ID number is 4866004751. Due to a National Automated Clearing House Association (NACHA) rule change, the Department may be fined for payments that your bank rejects. Please know you will be charged for payments returned as unauthorized by your bank. By submitting this payment, you acknowledge that you have authorized the Department of Revenue to debit your account, and you accept responsibility for any resulting fees.

Previous **Continue**

**Step 4:** Enter your bank details and proceed for further process.

### E-Check Payment Information

Fields marked with \* are required.

for TAXES DUE  
1: 123456789 1: 123456789010  
Routing Number Account Number

Routing Number \*

Re-enter Routing Number \*

Account Number \*

Re-enter Account Number \*

Account Type \*  
Checking

Please refer to a check and not a deposit slip for the information entered above.

Previous **Continue**