

ARKANSAS STATE DUE PAYMENT INSTRUCTIONS

There are two options to pay Arizona due amount

1. Bank Account
2. Credit Card

Below is the process to pay due amount with Bank Account

Step 1: Click on the below link

<https://atap.arkansas.gov/#3>


Step 2: Under individuals Click on **Make Income Tax payment**



Individuals

Actions related to Individual Income Tax.

- > **Make Income Tax Payment**
- > Look Up My 1099-G
- > Verify Individual Income Tax Return
- > Check Refund Status



Businesses

Register a Business or file a Corporate Income Tax Return.

- > Register a Business
- > Register a Remote Seller
- > File Corporation Income Tax
- > Apply for Voluntary Disclosure
- > Make Income Tax Payment



Real Estate Transfer

Purchase or verify a Real Estate

- > Purchase Real Estate Transf
- > Verify Real Estate Transfer S

Step 3: Select payment method as – “ACH Debit – Pay using your bank account”

< Home

Make Income Tax Payment

[ACH Debit - Pay using your bank account](#)

[Credit Card - \(For Individual Income Tax Only\) Pay by credit card](#)

Step 4: Under Account information Select **Account type**, **SSN Number** and **payment type** and click on next

Arkansas Taxpayer Access Point

< Make Income Tax Payment

Non-Login Payment \$0.00
Payment Amount

Non-Login Payment

Account Information

Account Information

Account Type
Individual Income Tax

Social Security Number (SSN)

Confirm SSN

Payment Type
Return Payment

Cancel < Previous **Next** >

Step 5: Enter Contact Information and mailing address and click on next

Non-Login Payment

Account Information **Contact Information**

Contact Information

First Name *
Required

Phone Country
USA

Phone Number *
Required

Email *
Required

Mailing Address

Country
USA

Last Name *
Required

Phone Type *
Required

Next >

Step 6: After entering address click on validate address and then click on next.

Street Address

Street Address Line 2

Unit Type Unit

City State

ZIP Code County

Validate Address

Address must be verified to continue

Cancel **Next >**

Step 7: Enter tax year and click on next

Non-Login Payment

Account Information Contact Information Period Details

Period Details

Tax Year (YYYY):

Step 8: Enter your bank details and select payment date & owe amount and proceed with further process.

Account Information Contact Information Period Details **Payment Details**

Payment Source

Type
Direct Debit - US Bank

Bank Account Type *
 Checking
 Savings

Routing Number *
Required

Account Number *
Required

Confirm Account Number *
Required

Businesses with bank account(s) that have a filter as a debit block must provide their bank

Payment

Payment Date

Amount *
Required

Confirm Amount *
Required

Below is the process to pay due amount with Credit card

Step 1: Click on the below link

<https://www.officialpayments.com/index.jsp>

Step 2: Under State Payments click on **Make a Payment**

My Account
Log In (Optional)
Log in for expedited access to our enhanced payment services.
E-mail Address:
Password:

[Sign Up](#) / [Forgot Password?](#)

Make Payments On Time, Every Time
Taxes, tuition, utilities, rent, insurance... that's a lot of bills! Pay them simply, quickly and securely with ACI Payments, Inc.
ACI Payments, Inc. is a leading provider of digital payment solutions for the IRS, as well as states, municipalities, colleges and universities nationwide. Take advantage of our fast, convenient payment options and pay your bills *on time, on your time, every time.*

FEDERAL IRS PAYMENTS
Personal Taxes / Business Taxes
[Make A Payment >](#)

STATE PAYMENTS
State Income Tax / Sales and Use Tax / Withholding Tax / Other State Payments
[Make A Payment >](#)

LOCAL PAYMENTS
Real Estate Tax / Personal Property Tax / Utilities / Citations / Court Fees / Other Local Payments
[Make A Payment >](#)

EDUCATION PAYMENTS
Tuition / Housing / Meals / Activities
[Make A Payment >](#)

What's New
First Time User? Make a payment through My Account and keep all your payment history in one...

Your State Estimated Quarterly Tax Due Date is Around the Corner
Easily **pay now** or **schedule for later.**
[Learn More](#)

VISA MASTERCARD AMEX DISCOVER

Step 3: Select options as below and click on Make a payment

Enter your Jurisdiction Code: OR

State or Territory:

Payment Entity:

Payment Type:

Step 4: Enter your owe amount and select credit card. Then click on continue

payment process.

- Your convenience fee will be calculated and presented on the next page, if applicable.
- Do not use your browser's "Back" button. Instead, navigate using the buttons below.

Please note that this system is for current and prior year tax payments only.
County property taxes cannot be made using this payment system.

*Payment Amount \$.

Payment Options:

Debit Card



Debit Card



Credit Card



Back

Cancel

Continue

Step 5: Go through below information and click on Accept

My Account

Log In (Optional)
Log in for expedited access to our enhanced payment services.

E-mail Address:

Password:

[Sign Up](#) / [Forgot Password?](#)

- ▶ Pay Now
- ▶ View History
- ▶ Schedule Payments
- ▶ Verify Payments
- ▶ Schedule Reminders
- ▶ My Account Dashboard
- ▶ E-Wallet
- ▶ My Bills

Make A Payment

Select Service > Enter Amount > **Accept Terms** > Provide Details > Confirm Details > Digital Receipt



Arkansas Department of Finance

State Income Tax Payment - Credit card (Not for property payments)

This payment service is offered by ACI Payments, Inc. as authorized by the entity to which you are making a payment. Please confirm your payment amount, convenience fee and total (if applicable). Review the Terms and Conditions below and click "Accept" to proceed with your payment. Click "Back" button to change any of the information fields. Click "Decline" button to return to the beginning of the payment process.

• Do not use your browser's "Back" button. Instead, navigate using the buttons below.

Payment Type:	State Income Tax Payment - Credit card (Not for property payments)
Payment Amount:	\$1.00
Service Fee:	\$1.16
Total Payment:	\$2.16

ACI Payments, Inc. Terms and Conditions:

THIS PAYMENT SERVICE IS SUBJECT TO THE FOLLOWING TERMS AND CONDITIONS

Do not use or access this Website or Service if You do not agree to be bound by these Terms and Conditions

These Terms and Conditions ("Terms and Conditions") are in effect for all transactions processed through this payments website ("Website") on or after May 9, 2019, and apply to and govern Your access to and use of this Website, the Service and all Alternative Channels. This payment processing service is offered to You on behalf of your Biller ("Service").

It is important to carefully review all Terms and Conditions below, including the provision concerning REFUNDS. These Terms and Conditions may be amended at any time. All amended terms shall be effective immediately after they are posted to the Website. By using this Website after such modifications are posted, You are agreeing to accept and comply with the Terms and Conditions as modified. These Terms and Conditions also apply to Service transactions, or Payments, made by or

Printer Friendly


Earn rewards, miles or money back when you pay your taxes.

Learn more by visiting our Special Offers page.

Go to Special Offers!

ACI PAYMENTS, INC.™

Step 6: Fill the personal information and card details and proceed with the further process.

ACI PAYMENTS, INC. 


Home | **Payment Center** | Help | Official Extras | En Español

My Account
Log In (Optional)
Log in for expedited access to our enhanced payment services.
E-mail Address:
Password:

[Sign Up / Forgot Password?](#)

Pay Now
View History
Schedule Payments
Verify Payments
Schedule Reminders
My Account Dashboard
E-Wallet
My Bills

Make A Payment
Select Service > Enter Amount > Accept Terms > **Provide Details** > Confirm Details > Digital Receipt

 **Arkansas Department of Finance**
State Income Tax Payment - Credit card (Not for property payments)

To continue this payment, please fill out the form below.

- Note that the [*] fields are required.
- All information is kept confidential.
- You will receive a printable digital receipt with a confirmation number and an email confirmation once your payment is authorized.
- Do not use your browser's "Back" button. Instead, navigate using the buttons below.

Payer Information
(Please enter the card or bank account holder information.)

*Country:

*First Name:

Middle Name:

*Last Name:

Suffix: (Jr., Sr. etc.)

*Street Address:

*Town/City:

*State:

*Zip Code:
(Use this field for APO, FPO, AA, AE or AP codes.)

*Daytime Phone: () -

*E-mail Address:
(Required for an e-mail confirmation and online verification.)


*Re-enter E-mail Address:

Save my information by creating a My Account profile.
 Check here to set up reminders for future payments after you complete the current payment.

*Taxpayer ID Number: - -

*Tax Year:

Payment Option
(May differ from the person owing the tax, bill, or fee.)

*Card Type: 

*Card Number:


*Expiration Date: / (mm/yy)

*Card Verification Number:

(To determine the location of your Card Verification Number, click here.)

Payment Information

Payment Type:	State Income Tax Payment - Credit card (Not for property payments)
Payment Amount:	\$1.00
Convenience Fee:	\$1.16
Total Payment:	\$2.16

I'm not a robot  [Privacy - Terms](#)