

# Louisiana Personal Income Tax Extensions

Louisiana Extension Payment:

**Step 1:**

Click on the below link

<https://latap.revenue.louisiana.gov/#7>

(Note:-This link opens only via U.S IP address.)

**Step 2:**

Click on Make an Extension Payment



itus and verify my identity.

nd Status

ity



## Registration

Register an entity with the Louisiana Department of Revenue.

- > Register My Business
- > Register as a Tax Preparer
- > Register My Agency to Participate in LaTOGA



## Make an Extension Payment

Make an extension payment for my Individual Income, Fiduciary, or Corporate Income & Franchise tax accounts.

- > Make an Extension Payment

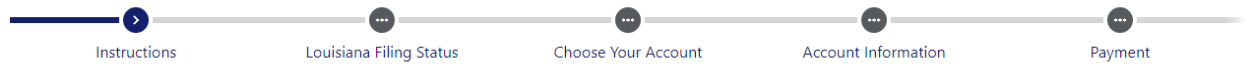


### Step 3:

## Click on Next

#### Make an Extension Payment

##### [Make an Extension Payment](#)



#### How can I make an extension payment?

To avoid interest and delinquent payment penalties, taxpayers must remit their taxes by the due date for Individual Income, Fiduciary, or Corporate Income & Franchise tax accounts. Extension payments can only be made for the current filing period.

Individuals will need the following to make an extension payment:

Cancel

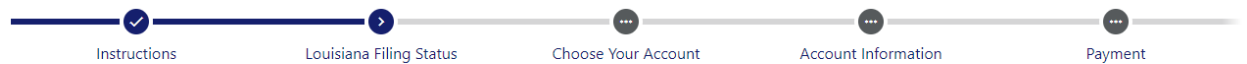
< Previous

Next >

### Step 4:

## Select YES and Click on Next (If filing for the first time select NO)

##### [Make an Extension Payment](#)



#### Louisiana Filing Status

Have you previously filed a Louisiana tax return?

Yes

No

Cancel

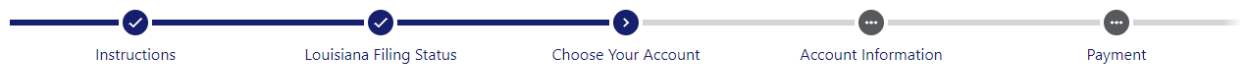
< Previous

Next >

## Step 5:

Select account as Individual and click on Next

### Make an Extension Payment



#### Choose Your Account

Are you making a payment for your business tax accounts or your individual tax accounts?

Individual (I am here to make a payment for my personal income tax account)

Business (I am here to make a payment for a business or company)

Cancel

< Previous

Next >

## Step 6:

Select SSN and fill your details, Click on Next

### Make an Extension Payment



#### Account Information

ID type

SSN

SSN \*

Required

Confirm SSN \*

Required

First name \*

Required

Last name

|

Cancel

< Previous


Next >

## Step 7:

# Enter Payment information and click on Next

Navigation: [Home](#) | [Louisiana Filing Status](#) | [Choose Your Account](#) | [Account Information](#) | **Payment** | [Confirmation](#)

**Extension payments can only be made for the current filing period.**

Payment Channel	Payment
Type Direct Debit - US Bank	Period Dec-31-2023
Routing Number * <i>Required</i>	Payment Date * <i>Required</i> 
Account Number * <i>Required</i>	Amount * <i>Required</i>
Confirm Account Number * <i>Required</i>	Confirm Amount * <i>Required</i>
Bank Account Type * <input type="radio"/> Checking <input type="radio"/> Savings	

Buttons: [Cancel](#) | [Previous](#) | **Next** >

## Step 8:

Enter your mail id, check mark on **By clicking submit** and click on Submit

### Make an Extension Payment



#### Confirm Extension Payment

Name : [REDACTED]  
ID : [REDACTED]  
Amount : 1.00  
Payment Date : Jan-11-2024  
Payment Type : Extension Payment  
Filing Period : Dec-31-2023

Email \*  
*Required*

By clicking Submit, you affirm that you have authorization to withdraw funds from this bank account.

Cancel

< Previous

Submit

## Alternate way of Payment:

To make an extension payment for your Louisiana income tax,

Use Form R-2868V