

MINNESOTA STATE DUE PAYMENT INSTRUCTIONS

Two options to pay Minnesota owe amount

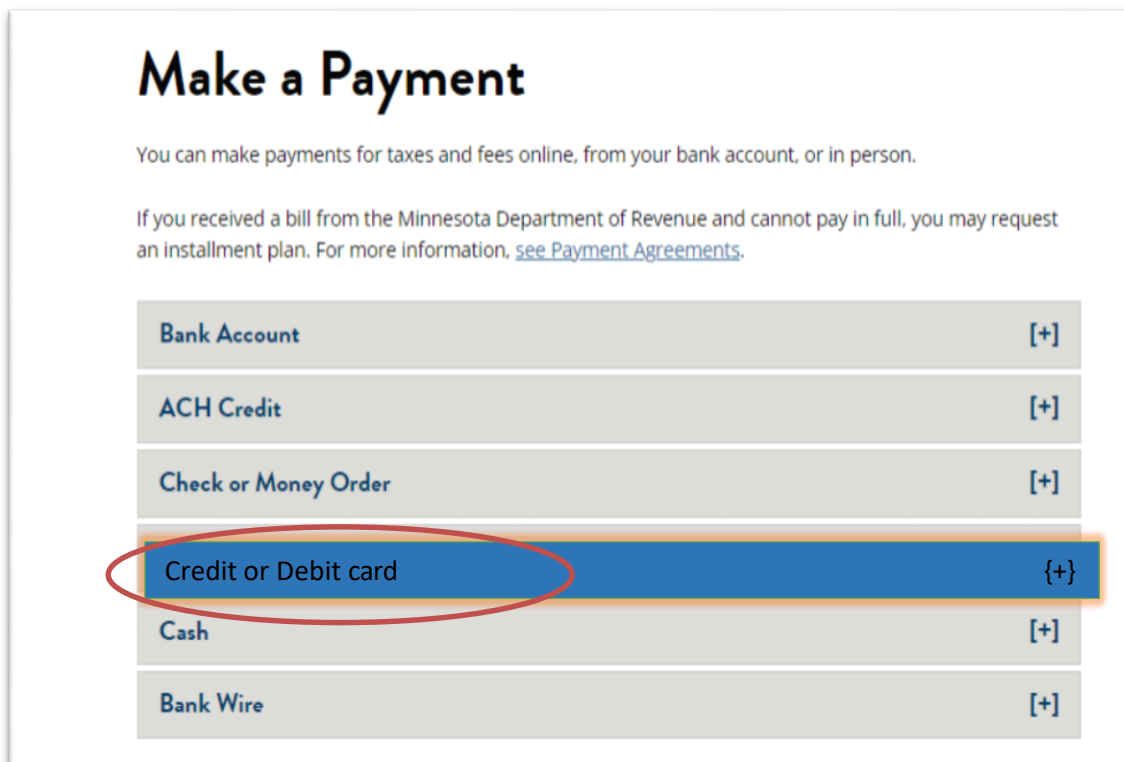
1. Credit or debit card
2. Bank Account

Below is the process to pay Due amount through Credit Card

Step 1: Click on the below link

<https://www.revenue.state.mn.us/make-payment>

Step 2: Select Credit card or debit card.



Make a Payment

You can make payments for taxes and fees online, from your bank account, or in person.

If you received a bill from the Minnesota Department of Revenue and cannot pay in full, you may request an installment plan. For more information, [see Payment Agreements](#).

Bank Account	[+]
ACH Credit	[+]
Check or Money Order	[+]
Credit or Debit card	{+}
Cash	[+]
Bank Wire	[+]

Step 3: Click on the below link

NEW: Our third-party vendor has changed to US Bank.

Use our [Online Services: Credit or Debit Card Payment System](#) and US Bank will process the card payment.

We use a third-party vendor, US Bank, to process credit and debit card payments. This service allows you to pay your Minnesota taxes electronically and is a service of US Bank in agreement with the State of Minnesota. **A fee is charged by US Bank for this service.** The fee amount is a percentage of your payment amount, 1.25% for debit cards and 2.15% for credit cards.

Step 4: Click on Next

mn DEPARTMENT OF REVENUE

Online Services

< Home

Credit or Debit Card Payment **\$0.00**
Amount

Credit or Debit Card Payment

Requirements

Make a credit or debit card payment

Customers can make a credit or debit card payment through a third-party vendor, US Bank. A fee is charged by US Bank for this service. The fee amount is a percentage of your payment amount, 1.25% for debit cards and 2.15% for credit cards. Learn more about other payment options.

Find a submitted request.

Who can use this?
You can use this if you are paying by credit or debit card.

What do you need to continue?

- Social Security Number, Minnesota Tax ID, or Letter ID
- Address
- Valid email address
- Payment information

Cancel < Previous **Next >**

Step 5: Select the options as below and click on next.

mn DEPARTMENT OF REVENUE

Online Services

< Home

Credit or Debit Card Payment **\$0.00**
Amount

Credit or Debit Card Payment

Requirements Payment Option

Payment Option

Are you making a payment for a debt referred to Revenue (Other Agency Debt)?

Yes **No**

Are you using a letter ID to make your payment?

Yes **No**

Cancel < Previous **Next >**

Step 6: Under Customer type select individual and click on next

m DEPARTMENT OF REVENUE

Home | Online Services

< Home

Credit or Debit Card Payment \$0.00
Amount

Credit or Debit Card Payment

Requirements | Payment Option | Customer Type

Customer Type

Customer Type *

Business Individual

Cancel < Previous **Next** >

Step 7: Under tax type select Individual income tax and enter the Details and click on next

Tax Type

Tax Type

Individual Income Tax

Customer Information

Social Security Number * Last Name
Required *Required*

Joint Social Security Number Joint Last Name

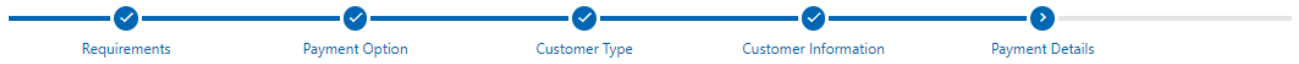
Email Address

Email Address * Confirm Email Address *
Required *Required*

Cancel < Previous **Next** >

Step 8: Enter owe amount and select options as below then click on next

Credit or Debit Card Payment



Payment Details

Payment Amount

Type and Period

Type of Payment

Return

Filing Period for Payment

31-Dec-2023

Cancel

< Previous

Next >

Step 9: Click on “**Enter Card Information**” and proceed for further process and submit it.

The screenshot shows the Minnesota Department of Revenue's online payment interface. At the top, the logo for the Department of Revenue is displayed. Below it is a navigation bar with a home icon and the text "Online Services". A breadcrumb trail shows the path: Home > Credit or Debit Card Payment. The main heading is "Credit or Debit Card Payment". A progress bar indicates the current step is "Card Information", with previous steps (Items, Payment Option, Customer Type, Customer Information, Payment Details) marked as complete. The "Card Information" section contains a sub-heading "Credit or Debit Card Information" and a paragraph explaining the use of a third-party vendor, US Bank, to process payments. Below this is a "Make Your Payment" section with three numbered instructions: 1. Select the button below to enter your card information. 2. You will return to this screen after selecting Continue on the US Bank window. 3. You must select Submit on this screen to process your card payment. The "Enter Card Information" button is circled in red. At the bottom, there are "Cancel", "Previous", and "Submit" buttons, with the "Submit" button also circled in red.

mi DEPARTMENT OF REVENUE

Online Services

< Home

Credit or Debit Card Payment

Credit or Debit Card Payment

Items Payment Option Customer Type Customer Information Payment Details Card Information

Credit or Debit Card Information

We use a third-party vendor, US Bank, to process credit and debit card payments. This service allows you to pay your Minnesota taxes electronically and is a service of US Bank in agreement with the State of Minnesota. A fee is charged by US Bank for this service. The fee amount is a percentage of your payment amount, 1.25% for debit cards and 2.15% for credit cards.

Make Your Payment

1. Select the button below to enter your card information.
2. You will return to this screen after selecting Continue on the US Bank window.
3. You must select Submit on this screen to process your card payment.

Enter Card Information

Cancel Previous Submit

Below is the process to pay Due amount through Bank account

Step 1: Click on the below link

<https://www.revenue.state.mn.us/make-payment>

Step 2: Select Bank account

If you received a bill from the Minnesota Department of Revenue and cannot pay in full, you may request an installment plan. For more information, [see Payment Agreements](#).

Bank Account	[+]
ACH Credit	[+]
Check or Money Order	[+]
Credit or Debit Card	[+]
Cash	[+]
Bank Wire	[+]

Step 3: Click on e-Services payment system.

Bank Account [-]

You may make a payment directly from your bank account. We do not accept direct payments from international bank accounts. Please use a United States bank account or another payment option on this page.

Note: Your payment is considered received on the Payment Date listed on your confirmation page. Most payments take 3 to 7 days to process. Contact us if your payment has not processed within 10 days.

Individuals: Use the [e-Services Payment System](#)

Step 4: Select No for the question and click on Next

< Home

Payment

\$0.00
Amount

Payment Date

Submission

Identification Option

Select a Payment Option

i Are you using a letter ID to make your payment?

Yes No

X < >

m1 DEPARTMENT OF REVENUE

Step 5: Select a customer type - Individual and click on next.

< Home

Payment

\$0.00
Amount

Payment Date

Submission

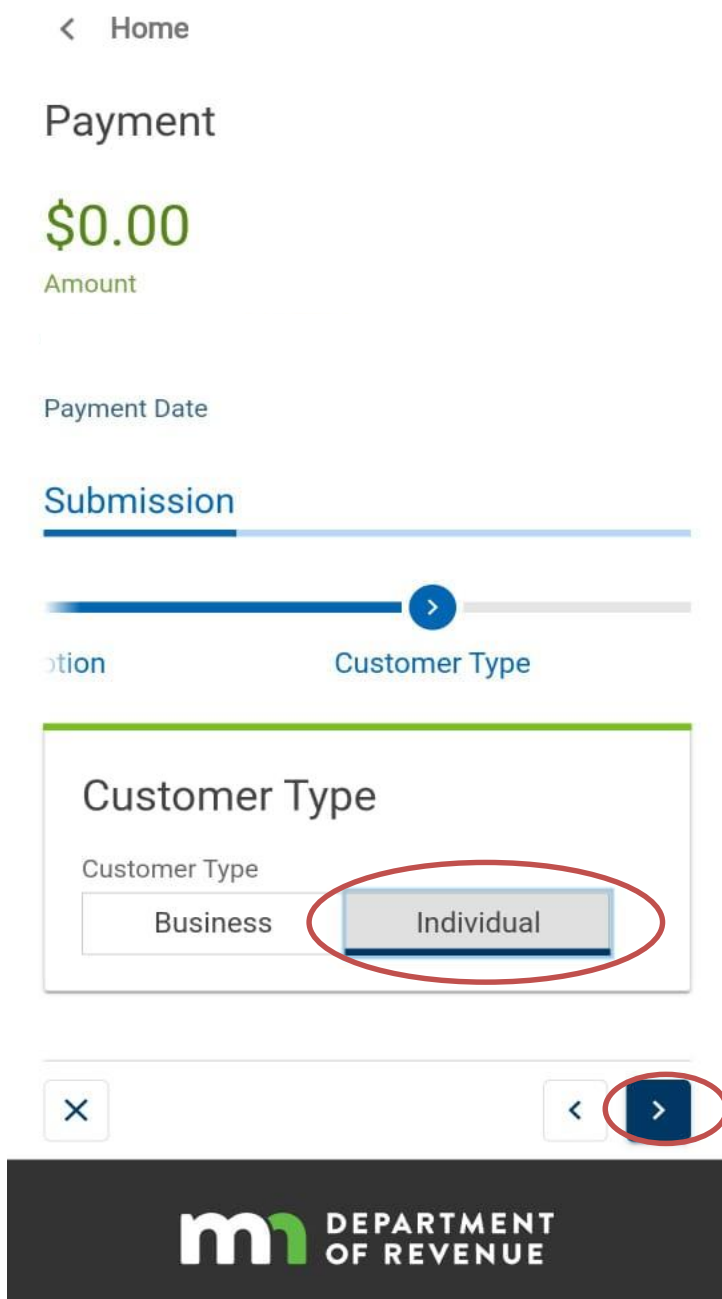
Customer Type

Customer Type

Business Individual

× < >

m DEPARTMENT OF REVENUE



Step 6: Select options the below and enter your information then click on next

Tax Type

Tax Type
Individual Income Tax

Customer Information

Social Security Number * <i>Required</i>	Last Name * <i>Required</i>
Joint Social Security Number	Joint Last Name

Email Address

Email Address * <i>Required</i>	Confirm Email Address * <i>Required</i>
------------------------------------	--

Cancel

< Previous **Next** >

Step 7: Enter owe amount and select options as below then click on next

Credit or Debit Card Payment

Requirements ✓ Payment Option ✓ Customer Type ✓ Customer Information ✓ **Payment Details** >

Payment Details

Payment Amount
|

Type and Period

Type of Payment Return	Filing Period for Payment 31-Dec-2023
---------------------------	--

Cancel

< Previous **Next** >

Step 8: Enter your bank information and proceed for further process.

If this is the first payment you are making using e-Services and you have a debit filter on your account, inform your bank that our ACH Company ID is X416007162.

Bank Information

Will funding for this transaction be transmitted to or received from a financial agency located outside the territorial jurisdiction of the United States?

No ▼

Routing Number *

Required

Account Number *

Required

Confirm Account Number *

Required

Bank Account Type *

Checking

Savings



