

New Mexico Personal Income Tax Extensions

New Mexico Extension Payment:

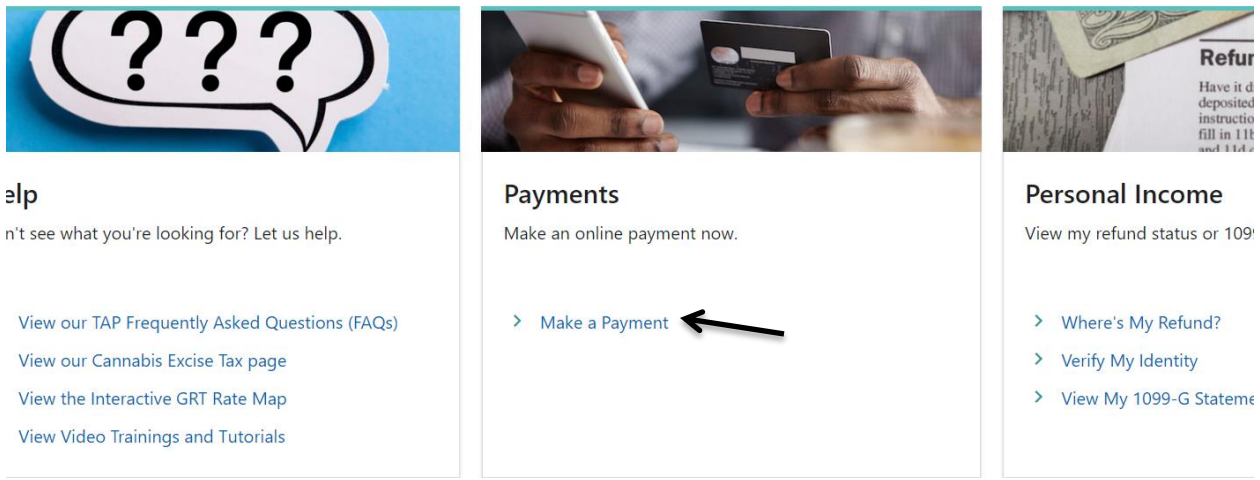
Step 1:

Click on the below link

https://tap.state.nm.us/TAP/_/#

Step 2:

Under Payments click on **Make a Payment**



The screenshot shows a navigation menu with three columns. The first column is titled 'Help' and features a speech bubble icon with three question marks. Below the title, it says 'Can't see what you're looking for? Let us help.' and lists four links: 'View our TAP Frequently Asked Questions (FAQs)', 'View our Cannabis Excise Tax page', 'View the Interactive GRT Rate Map', and 'View Video Trainings and Tutorials'. The second column is titled 'Payments' and features an image of hands holding a smartphone and a credit card. Below the title, it says 'Make an online payment now.' and has a link '> Make a Payment' with a black arrow pointing to it. The third column is titled 'Personal Income' and features an image of a document with the word 'Refund' visible. Below the title, it says 'View my refund status or 1099' and has three links: '> Where's My Refund?', '> Verify My Identity', and '> View My 1099-G Statement'.

Help	Payments	Personal Income
Can't see what you're looking for? Let us help.	Make an online payment now.	View my refund status or 1099
View our TAP Frequently Asked Questions (FAQs)	> Make a Payment	> Where's My Refund?
View our Cannabis Excise Tax page		> Verify My Identity
View the Interactive GRT Rate Map		> View My 1099-G Statement
View Video Trainings and Tutorials		

Step 3:



Click on Individual

What type of taxpayer are you?

Business	You are a Business if you have a Corporation, Limited Liability Corporation, or a sole-proprietorship. Businesses identify using a Federal Employer Identification Number or for Sole-Proprietorships, a Social Security Number or ITIN.
Commercial Vehicle Carrier	You are a Commercial Vehicle Carrier if you are registered for Weight Distance Tax, IFTA, or IRP.
Individual	You are an Individual if you have filed a Personal Income Tax return in New Mexico. Individuals identify themselves using a Social Security Number or Individual Taxpayer Identification Number.
Levy	You are an Employer or Financial Institution providing payment towards an existing Wage Levy, Bank Levy or 3rd Party Levy.

Step 4:

Enter account information and select options as below

Account Information	Payment Information
Name * <i>Required</i>	Filing Period 12/31/2023  Explain This
Account Type Personal Income Tax	Payment Type Extension Payment  Explain This
ID Type * <i>Required</i>	Amount * <i>Required</i>

Step 5:

Click on Credit card or E-check

Select Payment Type	
Credit Card (Additional Fee)	Paying by credit card will immediately affect your balance. Any liability on your account can be immediately resolved by a credit card payment. A convenience fee of 2.40% with a minimum of \$1.55 is applied when using a credit card. The State of New Mexico uses this fee, calculated on the transaction amount, to pay charges from the credit card companies. There is no charge for an electronic check.
E-Check (FREE)	E-Checks can take multiple days for payments to be resolved due to bank processing times. Your payments will be shown as pending, not as completed. Until the check has been cleared by your bank and the money has been deposited to the department, your liability will not be considered resolved.

Step 6:

Enter your bank details or credit card details and submit it.

Alternate way of Payment:

- You can pay the tax balance due for your New Mexico extension with Form PIT-EXT.