

PENNSYLVANIA STATE DUE PAYMENT INSRUCTIONS

There are two options to pay Pennsylvania due amount

1. Credit card
2. Bank account

Below is the process to pay due Amount by credit card

Step 1: Click on the below link

(This site will be open via US IP Address only)

[https://mypath.pa.gov/ /](https://mypath.pa.gov/)

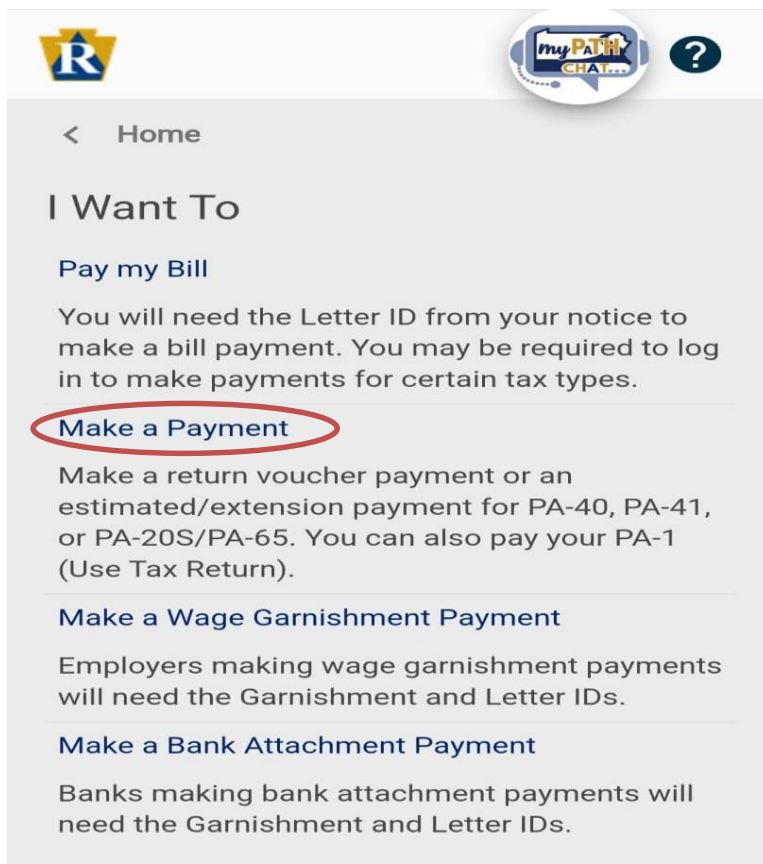
Step 2: Under payments click on Make a payment






The screenshot displays the MyPath website interface with three main sections: Payments, Returns, and Registration. The Payments section is highlighted with a red circle around the 'Make a Payment' link.

Payments	Returns	Registration
<p>Electronically pay a bill, submit estimated and extension payments, make a return payment, and more...</p> <ul style="list-style-type: none">> Make a Payment> Track My Payments and Credits> Setup a Payment Plan	<p>File your returns</p> <ul style="list-style-type: none">> File a PA Personal Income Tax Return> Presentar una declaración de impuestos sobre la renta personal de PA> How to File Business Tax Returns> File a Use Tax Return> Verify 1099-G or 1099-INT Amount	<p>Register a new business entity or existing business entity new to PA for tax accounts and services online.</p> <ul style="list-style-type: none">> Pennsylvania Online Business Tax Registration> What's the Status of my Registration?> Nonprofit Sales Tax Exemption Application> What's the Status of my Nonprofit Sales Tax Exemption Application?

Step 3: Select make a payment



The screenshot shows a mobile application interface. At the top left is a logo with a blue 'R' on a yellow background. At the top right are two circular icons: one labeled 'my PATH CHAT' and another with a question mark. Below the top bar is a navigation bar with a back arrow and the text 'Home'. The main content area is titled 'I Want To' and lists three options: 'Pay my Bill', 'Make a Payment', and 'Make a Wage Garnishment Payment'. The 'Make a Payment' option is circled in red. Below each option is a brief description of what is required to complete the action.

< Home

I Want To

Pay my Bill

You will need the Letter ID from your notice to make a bill payment. You may be required to log in to make payments for certain tax types.

Make a Payment

Make a return voucher payment or an estimated/extension payment for PA-40, PA-41, or PA-20S/PA-65. You can also pay your PA-1 (Use Tax Return).

Make a Wage Garnishment Payment

Employers making wage garnishment payments will need the Garnishment and Letter IDs.

Make a Bank Attachment Payment

Banks making bank attachment payments will need the Garnishment and Letter IDs.

Step 4: Select options as below and enter your information

After entering your address verify it

How would you like to apply your payment?

Account type: Personal Income Tax | Payment type: Return Payment | Tax year: 2023 | Tax Month: _____

For additional payment options, please cancel and log in to your account.

Taxpayer

Identification type

- Social Security Number
- Individual Taxpayer ID Number

Social Security Number ^{*}
Required

First name ^{*}
Required

Middle name

Last name ^{*}
Required

Provide spouse information

Primary Phone

Country: USA

Type: Cell Phone

Phone ^{*}
Required

Address ^{*}

Required

Step 5: Click on Input credit/Debit card info

How would you like to pay?


Note that the payment processing vendor, ACI Payments, charges a 2.75 percent convenience fee (\$1 minimum charge) per credit card transaction. Debit card convenience fees start at \$3.95 per transaction. The fee will appear as a separate transaction on your card statement and is paid directly to ACI Payments. You will not be charged a fee if you select the ACH payment option to pay using a bank account and routing number.

Payment Type: Return Payment

Filing Period: 31-Dec-2023

Payment Amount: 0.00


Step 6: Select Credit card details and click on continue


 **Pennsylvania**
Department of Revenue





Select Payment Option, then click "Continue" to proceed with the payment process.

- Do not use your browser's "Back" button. Instead, navigate using the buttons below.

Payment Options:

Debit Card 

Debit Card 

Credit Card    

Step 7: Enter Card details and Make payment

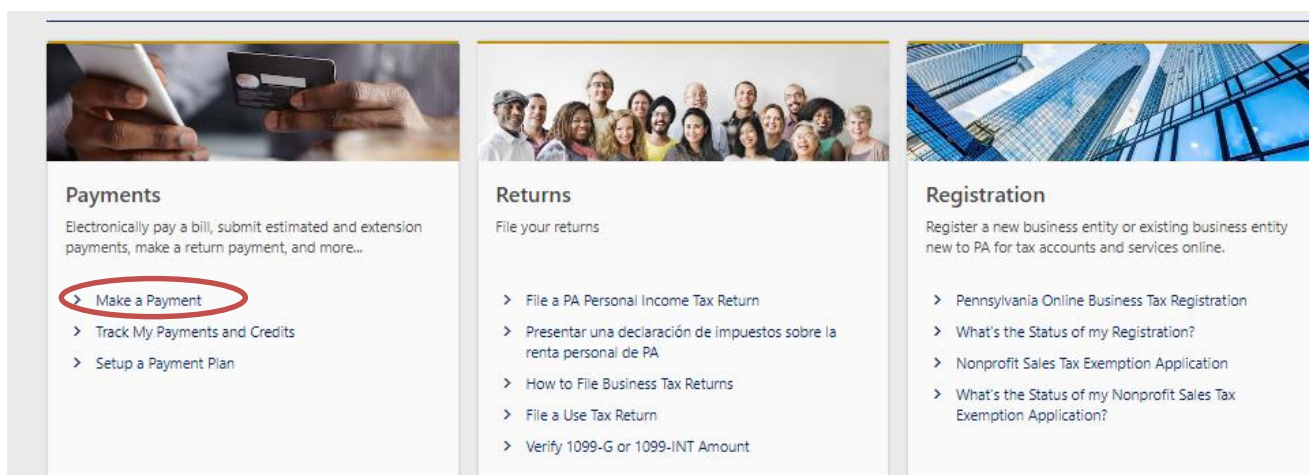
Below is the process to pay due amount by Bank Account

Step 1: Click on the below link

(This site will be open via US IP Address only)

[https://mypath.pa.gov/ /](https://mypath.pa.gov/)

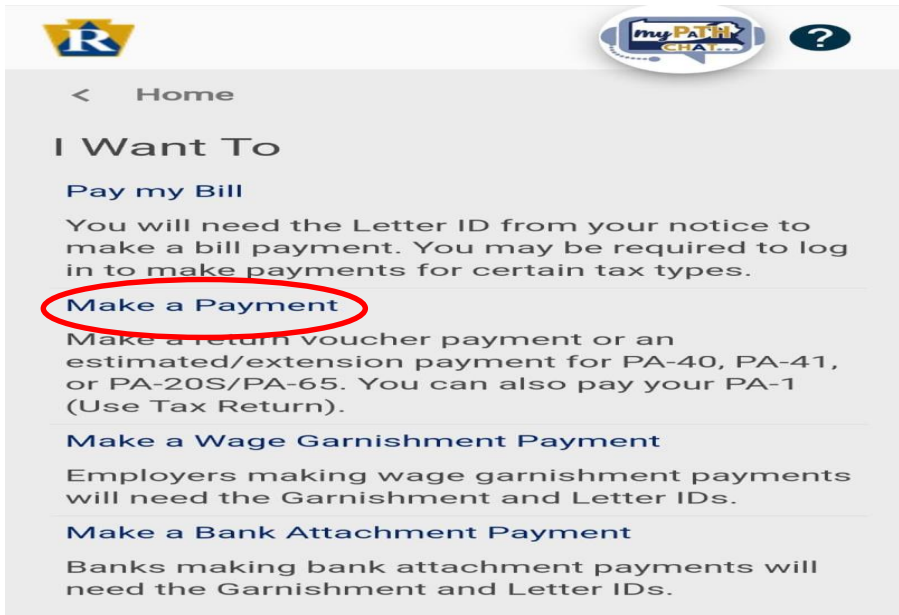
Step 2: Under payments click on Make a payment



The screenshot displays the mypath.pa.gov website interface, organized into three main columns: Payments, Returns, and Registration. Each column features a header image, a title, a brief description, and a list of links.

- Payments:** Header image shows hands holding a card and a phone. Description: "Electronically pay a bill, submit estimated and extension payments, make a return payment, and more...". Links: "> Make a Payment" (circled in red), "> Track My Payments and Credits", "> Setup a Payment Plan".
- Returns:** Header image shows a diverse group of people. Description: "File your returns". Links: "> File a PA Personal Income Tax Return", "> Presentar una declaración de impuestos sobre la renta personal de PA", "> How to File Business Tax Returns", "> File a Use Tax Return", "> Verify 1099-G or 1099-INT Amount".
- Registration:** Header image shows a modern glass skyscraper. Description: "Register a new business entity or existing business entity new to PA for tax accounts and services online.". Links: "> Pennsylvania Online Business Tax Registration", "> What's the Status of my Registration?", "> Nonprofit Sales Tax Exemption Application", "> What's the Status of my Nonprofit Sales Tax Exemption Application?".

Step 3: Select make a payment



The screenshot shows a mobile application interface. At the top left is a logo with a blue 'R' on a yellow background. At the top right are two icons: 'my PATH CHAT' and a question mark. Below the top bar is a navigation bar with a back arrow and the text 'Home'. The main content area is titled 'I Want To' and lists four options, each with a brief description. The first option, 'Pay my Bill', is followed by a paragraph explaining the need for a Letter ID. The second option, 'Make a Payment', is circled in red and includes details about voucher and estimated/extension payments. The third option, 'Make a Wage Garnishment Payment', and the fourth, 'Make a Bank Attachment Payment', both mention the need for Garnishment and Letter IDs.

Pay my Bill
You will need the Letter ID from your notice to make a bill payment. You may be required to log in to make payments for certain tax types.

Make a Payment
Make a return voucher payment or an estimated/extension payment for PA-40, PA-41, or PA-20S/PA-65. You can also pay your PA-1 (Use Tax Return).

Make a Wage Garnishment Payment
Employers making wage garnishment payments will need the Garnishment and Letter IDs.

Make a Bank Attachment Payment
Banks making bank attachment payments will need the Garnishment and Letter IDs.

Step 4: Select options as below and enter your information

How would you like to apply your payment?

Account type: Personal Income Tax
Payment type: Return Payment
Tax year: 2023
Tax Month: _____

For additional payment options, please cancel and log in to your account.

Taxpayer

Identification type
Social Security Number
Individual Taxpayer ID Number

Social Security Number
Required

First name
Required

Middle name

Last name
Required

Provide spouse information

Primary Phone

Country
USA

Type
Cell Phone

Phone
Required

Address

Required

Verify address

Cancel

< Previous **Next** >

Step 5: Select ACH Debit and enter your bank details, payment information then click on Submit.

How would you like to pay?

ACH Debit Credit/Debit Card

There is no fee to use this payment option. By selecting "ACH" you will be initiating an Automated Clearing House (ACH) payment. This authorizes the Pennsylvania Department of Revenue to initiate a direct transfer of funds from your financial institution. To pay using a credit or debit card, select "Credit/Debit Card" (additional fees apply).

Personal Income Tax

***-**-7777

JACK JOE
LITTLE ROCK RD, KITTANNING,
LITTLE ROCK RD, KITTANNING, 1
LITTLE ROCK RD, KITTANNING, PA 06201

Payment Channel

Type

Direct Debit - US Bank

Routing Number ¹

Required

Account Number ¹

Required

Confirm Account Number ¹

Required

Bank Account Type ¹

- Checking
 Savings

Payment

Remit a payment for a specific return with outstanding tax due.

Payment Date

Amount ¹

Required

Confirm Amount ¹

Required

Cancel

< Previous

Submit

Activate Windows

Go to Settings to activate Windows.